

RISK AND REWARD PROFILE



This model has an internal risk rating classification of 6 and will aim to maintain this risk rating classification. The risk rating range is from 1 (lowest risk) to 10 (highest risk). This range is utilised across the whole of our investment proposition.

DETAILS

Inception: 18th May 2020

CHARGES

Ongoing Charges Figure (OCF): 0.25%
Discretionary Management Fee: 0.29%
inclusive of any applicable VAT
Est. Total: 0.54%

PEER GROUP

Although the MPS is not benchmarked against the IA sector one may wish to compare the performance of ACUMEN MPS 6 to the IA Mixed Investments 40%-85% Shares sector for peer group analysis.

Top 5 Holdings

iShares Edge S&P 500 Minimum Volatility UCITS ETF

iShares MSCI Emerging Markets SRI UCITS ETF

Lyxor MSCI New Energy ESG Filtered UCITS ETF

SPDR S&P Global Dividend Aristocrats UCITS ETF

UBS MSCI World Socially Responsible UCITS ETF

INVESTMENT OBJECTIVE

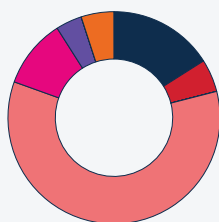
The aim of ACUMEN MPS 6 is to increase in value, over a minimum of 5 years, by investing in a range of asset classes and global markets. This will be achieved through a combination of capital growth, which is profit on investments held, and income, which is money paid out of investments such as dividends from shares and interest from bonds

CUMULATIVE PERFORMANCE (%)

	1 Month	YTD	1 Year	ITD
Portfolio (GBP)	-3.09	-7.98	-7.98	26.62
IA Sector - Mixed Investments 40%-85% Shares	-1.40	-10.06	-10.06	15.91

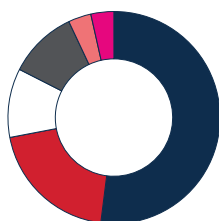
The ACUMEN Model Portfolio Service returns are quoted net of underlying fund fees and gross of DFM fee, platform costs and any applicable adviser fee. Due to the inception date of the model portfolio service, the 12 month rolling performance figure is calculated using 6 months past performance of the Market Composite Benchmark and 8 months live performance.

ASSET ALLOCATION




16.00% ● Government Bonds	10.50% ● Emerging Market Equities
5.00% ● Corporate Bonds	4.00% ● Commodities
0.00% ○ Inflation-Linked Bonds	0.00% ● Property Equities
0.00% ● Emerging Market Bonds	5.00% ● Cash
59.50% ● Developed Market Equities	

REGIONAL ALLOCATION



52.00% ● North America	10.50% ● Asia ex Japan
20.00% ● United Kingdom	3.50% ● Japan
10.50% ○ Europe ex UK	3.50% ● Rest of World



ACUMEN
MPS 6
FACTSHEET
December 2022

ABOUT TAVISTOCK ASSET MANAGEMENT

Tavistock Asset Management (TAM) is authorised and regulated by the Financial Conduct Authority to provide Discretionary Fund Management (FRN: 955719). Tavistock Asset Management Limited is a wholly owned subsidiary of Tavistock Investments Plc. TAM manage over £1bn of assets on behalf of all clients, aiming to provide private clients with access to institutional quality portfolio management at a retail price. TAM's model portfolios provide individual investors with the benefit of collective buying power to ensure that the charges they incur for model portfolio management, platform fees and dealing are amongst the lowest in the industry. Currently, Tavistock has over 175 financial advisers helping 50,000+ private clients look after more than £3.5bn of investments.

INVESTMENT TEAM

The Tavistock Asset Management Investment Committee carries direct responsibility for all discretionary investments at the firm. The principal focus of the committee is to monitor the performance of each investment solution within the Centralised Investment Proposition (CIP) against its stated investment objectives, target market and long-term return objective versus its peer group.

CONTACT INFORMATION

Tavistock Asset Management, 1 Queen's Square, Ascot Business Park, Lyndhurst Road, Ascot, Berkshire, SL5 9FE United Kingdom T: +44 (0)1753 867000
www.tavistockam.com

MANAGER COMMENTARY

Global equities failed to stage a “Santa rally” to mark the end of what has been a tumultuous year for the majority of asset classes. After a strong bounce in the preceding two months, stocks came under pressure in December with the MSCI All-Country World losing -3.91% for the month and ending the year -17.96% lower, its worst year since 2008. All S&P 500 sectors posted declines for December with defensives outperforming cyclicals.

Inflation showed further signs of cooling with softer Consumer Price Index (CPI) prints in both the US and UK, although still remaining well above each respective central banks’ targets. The lower inflation reads did not take central banks off their rate hiking path with the Federal Reserve, Bank of England and European Central Bank all raising their base rates by 50 basis points. Federal Reserve Chair, Jerome Powell reiterated his intentions to bring inflation under control despite the prospects of a weakening economic backdrop. The median dot plot forecast for the Federal Reserve’s policymakers for 2023 year-end was 5.1%, up from 4.6% in September.

The US 10-year Treasury yield moved higher to 3.88% during the month following the Federal Reserve’s hawkish rhetoric, notching the largest annual increase on record. The Bloomberg Global Aggregate Index gained 0.54% in December and ended the year over -16% lower. The Bloomberg Commodity Index declined -2.80% while precious metals had another strong month with Gold gaining 3.14% and Silver up 7.93%. The US dollar Index edged lower for another month following its rampant rise throughout the year.

THIS DOCUMENT IS ISSUED BY TAVISTOCK ASSET MANAGEMENT AND IS FOR USE BY PROFESSIONAL INTERMEDIARIES ONLY. IT SHOULD NOT BE RELIED ON BY A RETAIL CLIENT. This document does not constitute an offer to subscribe or invest nor buy or sell shares in the ACUMEN Model Portfolio Service. The top 10 underlying Equity & Bond holdings are calculated based on 100% investment and a 0% cash position. These are model weights rounded to the nearest 0.50%. When invested in the model, the model will hold a cash amount. Investors are required to read the Key Investor Information Document (KIID) for the underlying holdings before investing. This documentation is publicly available free of charge. Tavistock Asset Management does not provide investment advice. This document may not be reproduced, disclosed or distributed without the prior written permission of Tavistock Asset Management. Source of data: Tavistock Asset Management, Bloomberg, Thomson Reuters and Lipper for Investment Management unless otherwise stated.

Date of data: 31st December 2022 unless otherwise stated.