

RISK AND REWARD PROFILE



This model has an internal risk rating classification of 8 and will aim to maintain this risk rating classification. The risk rating range is from 1 (lowest risk) to 10 (highest risk). This range is utilised across the whole of our investment proposition.

DETAILS

Inception: 18th May 2020

CHARGES

Ongoing Charges Figure (OCF): 0.37%
Discretionary Management Fee: 0.29%
inclusive of any applicable VAT
Est. Total: 0.66%

PEER GROUP

Although the MPS is not benchmarked against the IA sector one may wish to compare the performance of ACUMEN MPS 8 to the IA Flexible Investment sector for peer group analysis.

Top 5 Holdings

iShares Core FTSE 100

iShares EM SRI

iShares UK Dividend

UBS MSCI USA

UBS MSCI World SRI

INVESTMENT OBJECTIVE

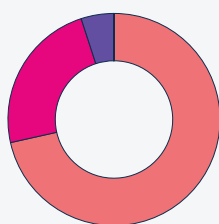
The aim of the ACUMEN MPS 8 is to increase in value, over a minimum of 5 years, by investing in a range of asset classes and global markets. This will be achieved through a combination of capital growth, which is profit on investments held, and income, which is money paid out of investments such as dividends from shares and interest from bonds.

CUMULATIVE PERFORMANCE (%)

	1 Month	YTD	1 Year	ITD
Portfolio (GBP)	2.66	-2.77	6.49	38.70
IA Sector - Flexible Investments	2.95	-3.67	5.08	26.68

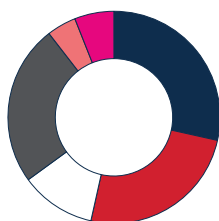
The ACUMEN Model Portfolio Service returns are quoted net of underlying fund fees and gross of DFM fee, platform costs and any applicable adviser fee.

ASSET ALLOCATION




0.00%	● Government Bonds	23.50%	● Emerging Market Equities
0.00%	● Corporate Bonds	5.00%	● Commodities
0.00%	○ Inflation-Linked Bonds	0.00%	● Property Equities
0.00%	● Emerging Market Bonds	0.00%	● Cash
71.50%	● Developed Market Equities		

REGIONAL ALLOCATION



28.50%	● North America	24.50%	● Asia ex Japan
25.00%	● United Kingdom	4.50%	● Japan
11.50%	○ Europe ex UK	6.00%	● Rest of World



ACUMEN

MPS 8

FACTSHEET
March 2022

ABOUT TAVISTOCK ASSET MANAGEMENT

Tavistock Asset Management (TAM) is authorised and regulated by the Financial Conduct Authority to provide Discretionary Fund Management (FRN: 955719). Tavistock Asset Management Limited is a wholly owned subsidiary of Tavistock Investments Plc. TAM manage over £1bn of assets on behalf of all clients, aiming to provide private clients with access to institutional quality portfolio management at a retail price. TAM's model portfolios provide individual investors with the benefit of collective buying power to ensure that the charges they incur for model portfolio management, platform fees and dealing are amongst the lowest in the industry. Currently, Tavistock has over 175 financial advisers helping 50,000+ private clients look after more than £3.5bn of investments.

INVESTMENT TEAM

The Tavistock Asset Management Investment Committee carries direct responsibility for all discretionary investments at the firm. The principal focus of the committee is to monitor the performance of each investment solution within the Centralised Investment Proposition (CIP) against its stated investment objectives, target market and long-term return objective versus its peer group.

CONTACT INFORMATION

Tavistock Asset Management, 1 Queen's Square, Ascot Business Park, Lyndhurst Road, Ascot, Berkshire, SL5 9FE United Kingdom T: +44 (0)1753 867000
www.tavistockam.com

MANAGER COMMENTARY

March was a highly volatile month across asset classes as markets priced in the war in Ukraine, the reality of interest rate hikes globally and spikes in COVID infections in some regions. Fixed income markets finished the quarter with another poor month making it their worst start to the year on record. The Bloomberg Global Treasuries Index was down -3.55% for the month and -6.22% for the quarter while the Bloomberg Global Investment Grade Corporate Index was down -2.49% and -7.44% over the same periods. Reprise was seen in certain equity markets which recovered some of their earlier losses with the S&P 500 index posting a return of 3.71% for the month and -4.60% for the year. Meanwhile the major equities indices in the UK, Canada and Australia were up 1.78%, 3.14% and 0.60% respectively in the first quarter as a result of their high exposures to commodity producers. Russian markets continued to suffer throughout the month as further sanctions were enacted, credit rating agencies downgraded government debt and securities were removed from market-wide indices. The fallout of this fuelled further stagflation concerns as the prices of major commodities, such as wheat and oil, continued to climb against a backdrop of more hawkish central banks, mixed manufacturing data and higher than expected inflation readings. A spike in COVID infections in China has resulted in large scale lockdowns in the country putting further pressure on already stretched supply chains. As a result, many real assets had another strong month to finish off a very strong quarter; the Bloomberg Commodity Index returned 8.65% for the month while the FTSE EPRA/NAREIT UK Property Index was up 4.22% for the month.

THIS DOCUMENT IS ISSUED BY TAVISTOCK ASSET MANAGEMENT AND IS FOR USE BY PROFESSIONAL INTERMEDIARIES ONLY. IT SHOULD NOT BE RELIED ON BY A RETAIL CLIENT. This document does not constitute an offer to subscribe or invest nor buy or sell shares in the ACUMEN Model Portfolio Service. The top 10 underlying Equity & Bond holdings are calculated based on 100% investment and a 0% cash position. These are model weights rounded to the nearest 0.50%. When invested in the model, the model will hold a cash amount. Investors are required to read the Key Investor Information Document (KIID) for the underlying holdings before investing. This documentation is publicly available free of charge. Tavistock Asset Management does not provide investment advice. This document may not be reproduced, disclosed or distributed without the prior written permission of Tavistock Asset Management. Source of data: Tavistock Asset Management, Bloomberg, Thomson Reuters and Lipper for Investment Management unless otherwise stated.

Date of data: 31st March 2022 unless otherwise stated.