

## FEATURES

IA Sector - Flexible Investments  
Daily Liquidity  
No Initial Fees  
No Exit Fees  
No Performance Fees

## RISK AND REWARD PROFILE



This model portfolio has an internal risk rating classification of 8 and will aim to maintain this risk rating classification. The risk rating range is from 1 (lowest risk) to 10 (highest risk). This range is utilised across the whole of our investment toolkit.

## DETAILS

Inception: 1st January 2015

## CHARGES

Discretionary Management Fee: 0.29% inclusive of any applicable VAT  
Ongoing Charges Figure (OCF): 0.75%  
Est. Total: 1.04%

## PEER GROUP

Although the Profile is not benchmarked against the IA sector one may wish to compare the performance of Profile 8 to the IA Flexible Investments sector for peer group analysis.

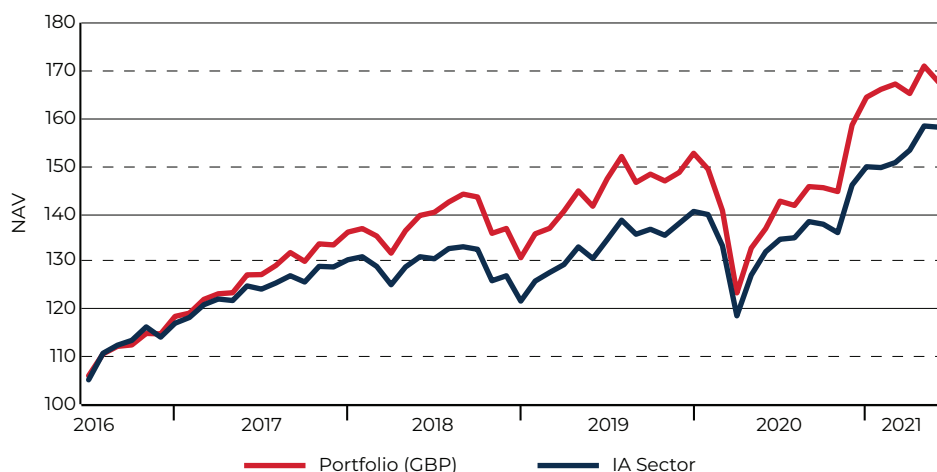
### Top 5 Holdings

Baillie Gifford American B Acc
Baillie Gifford Emerging Markets Growth B Acc
BNY Mellon Asian Income Inst W Acc GBP
Invesco Perpetual UK Smaller Companies Equity Z Acc
Vanguard Global Emerging Markets Acc

## INVESTMENT OBJECTIVE

The aim of the model portfolio is to increase in value, over a minimum of 5 years, by investing in a range of asset classes and global markets. This will be achieved through a combination of capital growth, which is profit on investments held, and income, which is money paid out of investments such as dividends from shares and interest from bonds.

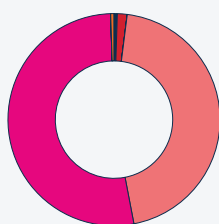
## PERFORMANCE



## CUMULATIVE PERFORMANCE (%)

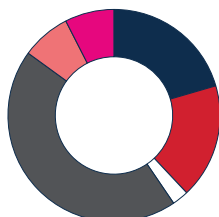
	1 Month	YTD	1 Year	3 Years	5 Years	ITD
<b>Portfolio (GBP)</b>	-3.39	2.92	19.40	18.81	52.99	69.07
<b>IA Sector - Flexible Investments</b>	0.20	7.74	19.70	21.75	45.89	61.47

## ASSET ALLOCATION



0.50%	Government Bonds	52.50%	Emerging Market Equities
1.50%	Corporate Bonds	0.00%	Commodities
0.00%	Inflation-Linked Bonds	0.00%	Property Equities
0.00%	Emerging Market Bonds	0.50%	Cash
45.00%	Developed Market Equities		

## REGIONAL ALLOCATION



20.50%	North America	44.50%	Asia ex Japan
17.50%	United Kingdom	7.50%	Japan
2.50%	Europe ex UK	7.50%	Rest of World

# ABACUS ACTIVE PROFILE 8 - DFM

FACTSHEET  
July 2021

## ABACUS INVESTMENT AND OVERSIGHT COMMITTEE

The Committee has the primary function of oversight and management of the Model Portfolio Service (MPS), hosted on the Tavistock Platform and Aviva. The Committee is comprised of both Abacus and Tavistock Wealth team members namely; Malcolm Harper, Haydn Morgan, John Leiper, Steven McGregor and Gregor Preston. This oversight enables the speciality of each firm to be utilised.

## ABOUT ABACUS

Abacus Associates Financial Services is one of the country's leading firms of Independent Financial Advisers. Abacus tailor services to the diverse needs of clients, offering each one the best possible choice. Abacus advisers strive to build a trusted client relationship which will last a lifetime. Abacus Associates is a wholly owned subsidiary of Tavistock Investments Plc, the UK wide financial services group.

## ABOUT TAVISTOCK WEALTH

Tavistock Wealth Limited (TWL) are authorised by the Financial Conduct Authority to provide Discretionary Fund Management. TWL manage over £1bn of assets on behalf of all clients, aiming to provide private clients with access to institutional quality portfolio management at a retail price. Tavistock Wealth's model portfolios provide individual investors with the benefit of collective buying power to ensure that the charges they incur for model portfolio management, platform fees and dealing are amongst the lowest in the industry. Tavistock Wealth is a subsidiary of Tavistock Investments Plc.

The model portfolio is available on the Tavistock Platform and Aviva.



**THE PLATFORM.**

## CONTACT INFORMATION

Tavistock Wealth Limited, 1 Queen's Square, Ascot Business Park, Lyndhurst Road, Ascot, Berkshire, SL5 9FE United Kingdom T: +44 (0)1753 867000

[www.tavistockwealth.com](http://www.tavistockwealth.com)

The Tavistock Wealth investment team is based at:  
First Floor, 29 – 35 Heddon Street, London W1B 4BN  
e-mail: [investments@tavistockwealth.com](mailto:investments@tavistockwealth.com)

Tavistock Wealth Limited is authorised and regulated by the Financial Conduct Authority. FRN: 568089

**THIS DOCUMENT IS ISSUED BY TAVISTOCK WEALTH LIMITED AND IS FOR USE BY PROFESSIONAL INTERMEDIARIES ONLY. IT SHOULD NOT BE RELIED ON BY A RETAIL CLIENT.** This document does not constitute an offer to subscribe or invest in the Abacus Active Profiles. Model weights are rounded to the nearest 0.50%. Investors are required to read the Key Investor Information Document (KIID) for the underlying holdings before investing. This documentation is publicly available free of charge. The Abacus Active DFM model portfolios (profiles) are based on a series of model portfolios managed by Abacus Associates, on an advisory basis, since 2015. To calculate the backtested data for these DFM model portfolios, Tavistock Wealth have taken historical model portfolio data, provided by Abacus Associates, and applied re-balances on the 1st of January each year as well as applying a 0.29% DFM fee. Historical returns of these DFM model portfolios (profiles) may differ from clients in the advisory model portfolios for a variety of reasons; i) the DFM model portfolios have a 0.29% DFM Fee and the advisory model portfolios have no DFM fee ii) the DFM model portfolios have assumed a single, annual re-balance and the advisory model portfolios may have been re-balanced more or less frequently for individual clients. The DFM model portfolios are currently run to the Dynamic Planner asset allocation and risk curve, as are the advisory model portfolios, however this may change in the future. Tavistock Wealth Limited does not provide investment advice. This document may not be reproduced, disclosed or distributed without the prior written permission of Tavistock Wealth Limited. Source of data: Tavistock Wealth Limited, Bloomberg, Thomson Reuters and Lipper for Investment Management unless otherwise stated.

Date of data: 31st July 2021 unless otherwise stated.

**The value of an investment in the Abacus Active Profiles may fall as well as rise. Past performance should not be seen as an indication of future performance.**