



tavistock
WEALTH

TW PROFILE 6

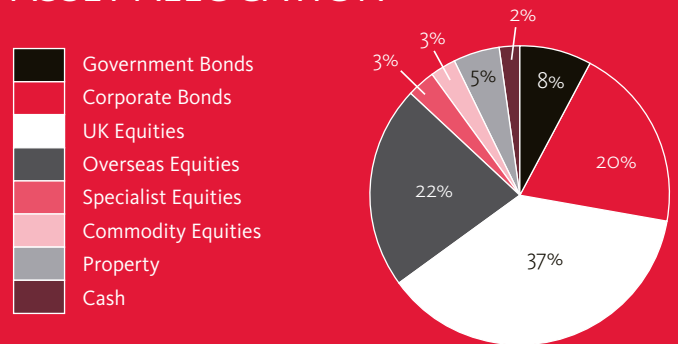
OUR VALUES AND YOU. ALTOGETHER GREATER.

MANAGER COMMENTARY


The TW PROFILE 6 returned 0.44% in April and outperformed the IA Mixed Investment 40-85% Shares sector, which rose 0.31%. The profile has returned 0.20% year to date and 8.50% since inception[‡].

It's been a steady start to the second quarter of 2016 but there are number of dark clouds forming on the horizon. The EU Referendum in the UK will be a very closely contested race and has evolved into much more than a vote on Brexit. The wider ramifications of the UK leaving the European Union could increase the pressure on Greece and spread to some of the other peripheral countries such as Portugal that have adopted the euro. The US elections will also play an important role in determining the direction of the US dollar and a Trump victory could mark the beginning of a trade war with Mexico and China. Russia has also become noticeably more confrontational with its military presence in the Baltic Sea and surrounding airspace. In April, the MSCI World climbed 1.38% and the FTSE 100 gained a more modest 1.08%. The S&P 500 rose 0.27% as investors contemplate the longer-term consequences of a potential Trump victory in November. Government bonds in the UK and Germany came under selling pressure during the month and ten year yields climbed 18bps and 13bps respectively. Sterling strengthened for the second consecutive month and closed at a twelve week high versus the US dollar at 1.46. The Japanese yen traded at an eighteen month high against the US dollar to finish up 5.52% at 106.35. The GSCI climbed 9.67% and the price of oil rallied 19.77% to close at \$45.92 per barrel. Looking forward, volatility fuelled by economic and political uncertainty is likely to rise throughout global markets during the summer months and risk management, portfolio diversification and

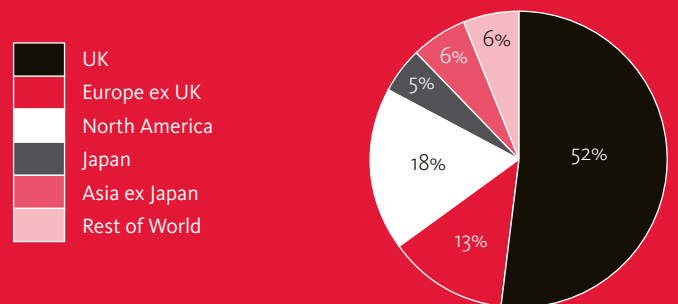
ASSET ALLOCATION




MONTHLY ATTRIBUTION:



REGION ALLOCATION



MONTHLY ATTRIBUTION:



TOP 5 ACTIVE FUND HOLDINGS

- AXA Framlington UK Smaller Companies
- Henderson European Selected Opportunities
- Jupiter UK Growth
- Neptune UK Mid Cap
- R&M UK Equity Smaller Companies

Top 5 active fund holdings comprise 30% of PROFILE

INVESTMENT OBJECTIVE

The investment objective of TW PROFILE 6 is to seek to deliver long term capital growth by investing in a range of global financial markets. The portfolio is actively managed and comprised of multi-asset investments including equities, bonds, commodities and property.

April 2016 Return

0.44%

The value of an investment in the TW PROFILES or in the ACUMEN Portfolios may fall as well as rise. Past performance should not be seen as an indication of future performance. Source of data: Tavistock Wealth Limited, Thomson Reuters and Lipper for Investment Management unless otherwise stated. ‡Inception date: 1st October 2014

Year to Date : **0.20%**

Inception to Date : **8.50%**[‡]

PROFILE FEATURES

- IA Sector - Mixed Investment 40-85% Shares
- eValue Risk Level 6 - Moderate Risk
- Target volatility - 7.6% to 9.0%
- Daily dealing
- Minimum investment of £1,000
- Multi-Asset:
 - Equities
 - Bonds
 - Commodities
 - Property

PROFILE FACTSHEET

TW PROFILE 6

A “model portfolio” is a well-balanced combination of investments covering a range of asset classes and global markets that is structured to target a specific level of risk.

ABOUT TAVISTOCK WEALTH

Tavistock Wealth is authorised and regulated by the Financial Conduct Authority in the United Kingdom. The company manages the investment solutions provided to clients of the Tavistock Partnership. Our centralised investment approach provides individual investors with the benefit of collective buying power to ensure that the charges they incur for model portfolio management, platform fees and dealing are amongst the lowest in the industry. Tavistock Wealth manages a range of “model portfolios” designed to meet the long term needs of investors – TW PROFILES.

TW PROFILES

The TW PROFILES are a series of risk progressive “model portfolios” designed to cater for the varying risk appetite of different investors. Each TW PROFILE provides investors with multi-asset global coverage with wide diversification across equity, bond, commodity and property markets. The portfolios are comprised of a blend of actively managed strategies and passive index trackers. The management charge for each TW PROFILE is 0.175% per annum plus VAT.

INVESTMENT PHILOSOPHY

Asset allocation, rather than stock selection, is the key driver of risk and returns and the TW PROFILES are structured accordingly, in line with the Investment Association’s IA Sector guidelines. Each TW PROFILE combines a 50% allocation to “best of breed” active managers with a 50% allocation to the Tavistock ACUMEN Portfolios. Each ACUMEN Portfolio invests in a highly diversified basket of ETFs providing cost effective and tax efficient exposure to global markets.

INVESTMENT POLICY

The investment policy of TW PROFILE 6 is to gain exposure through investment in a diversified portfolio comprised of both active and passive regulated collective investment schemes, transferable securities and cash. There is no minimum exposure to bonds and/or cash and the equity exposure ranges between 40-85%.

RISK PROFILE

TW PROFILE 6 is progressive and targets a risk profile of 6 on a scale from 1-10, which can be characterised as “moderate risk”. The portfolio is typically comprised of higher risk investments such as equities and commodities but will also contain a few lower and medium risk investments such as cash, bonds and property. The portfolio targets annualised volatility in the range of 7.6% to 9.0%. TW PROFILE 6 has a 50% allocation to a basket of actively managed funds and a 50% allocation to the passively managed ACUMEN Portfolios so that the overall risk profile is 6.

BENCHMARKS

The benchmarks for TW PROFILE 6 are 1.75 times three month Sterling Libor and the Investment Association’s Mixed Investment 40-85% Shares sector over a rolling 12 month investment cycle.

DFM FEE - PER ANNUM

0.175% PLUS VAT

PORTFOLIO MANAGER

Christopher Peel is the Chief Investment Officer of Tavistock Wealth and carries direct responsibility for all investments in the Centralised Investment Proposition at the firm. Together with the research and investment team he manages the TAVISTOCK PROFILES, TW PROFILES and the ACUMEN Portfolios. Christopher has more than 28 years’ experience in financial markets, working with both traditional and alternative asset managers, having held senior positions at both Citibank and Salomon Brothers. Christopher holds a B.A. degree in Economics from Colorado College.

CONTACT INFORMATION

Tavistock Wealth Limited, 1 Bracknell Beeches, Old Bracknell Lane, Bracknell, RG12 7BW United Kingdom T: +44 (0)1753 867000
www.tavistockwealth.com e-mail: investments@tavistockwealth.com

LOWERING YOUR COSTS. INCREASING YOUR VALUE.

ACUMEN Portfolios are constructed and optimised by Tavistock using

iShares
by BLACKROCK®

The TW PROFILES are available on the following platforms:

AEGON • ASCENTRIC
AVIVA • NOVIA
NUCLEUS • STANDARD LIFE
& TRANSACT

6

OUR VALUES AND YOU. ALTOGETHER GREATER.

THIS DOCUMENT IS ISSUED BY TAVISTOCK WEALTH LIMITED AND IS FOR USE BY PROFESSIONAL INTERMEDIARIES ONLY. IT SHOULD NOT BE RELIED ON BY A RETAIL CLIENT. This document does not constitute an offer to subscribe or invest in the TAVISTOCK PROFILES, TW PROFILES nor buy or sell shares in the ACUMEN Portfolios. The ACUMEN Portfolios are sub-funds of the ACUMEN OEIC. The Prospectus is the only authorised document for offering shares in the ACUMEN Portfolios and investors are required to read the Key Investor Information Document (KIID) before investing. Documentation is available free of charge at www.ifslfunds.com or by calling 0845 1231084. Tavistock Wealth Limited does not provide investment advice. This document may not be reproduced, disclosed or distributed without the prior written permission of Tavistock Wealth Limited. iShares® and BlackRock® are registered trademarks of BlackRock, Inc. and its affiliates (“BlackRock”) and are used under license. Further, BlackRock, Inc. and its affiliates including, but not limited to, BlackRock Investment Management (UK) Limited, are not affiliated with Tavistock Wealth Limited and its affiliates. Accordingly, BlackRock makes no representations or warranties regarding the advisability of investing in any product or service offered by Tavistock Wealth Limited or any of its affiliates. BlackRock has no obligation or liability in connection with the operation, marketing, trading or sale of any product or service offered by Tavistock Wealth Limited or any of its affiliates. The TW PROFILE returns are quoted net of DFM fees and the Inception date† is 1st October 2014. Source of data: Tavistock Wealth Limited, Thomson Reuters and Lipper for Investment Management unless otherwise stated. Date of data: 30th April 2016 unless otherwise stated.

The value of an investment in the TW PROFILES or in the ACUMEN Portfolios may fall as well as rise. Past performance should not be seen as an indication of future performance.